


# Duty to God

## Session 1

Preparation and Materials needed	<ul style="list-style-type: none"> <li>✓ Materials needed for this session: Flag, copies of Snowball maze, pencils, crayons/markers, paper, tennis balls, and homework sheets for each scout according to rank.</li> <li>✓ Set up the room to give the scouts to write and space for the scouts to break into groups of 6-8 scouts.</li> <li>✓ Have a Snowball Maze, pencil, and crayons/markers at every seat before the scouts enter the room so they can start immediately. They can complete the maze and/or color the picture.</li> <li>✓ Have the attendance sheet out and ready</li> <li>✓ Review the talk time “Magic Words” script. Be prepared to lead the discussion. Do not read it to the scouts, be prepared ahead of time to have the discussion.</li> </ul>
Gathering	Snowball Maze
Opening	<ul style="list-style-type: none"> <li>✓ Pick 2 scouts to hold the flag, 1 scout to lead the Oath, and 1 scout to lead the Law.</li> <li>✓ Ensure all of the scouts are focused and ready to begin</li> </ul>
Talk Time	Magic Words
Activities	Make a New Game
Closing	<ul style="list-style-type: none"> <li>✓ Point out positive behaviors and activities shown during this session.</li> <li>✓ Tell the scouts what next session will be.</li> <li>✓ Have the scouts clean up the room</li> <li>✓ Homework according to rank</li> </ul>
After the meeting	<ul style="list-style-type: none"> <li>✓ Enter the advancements per rank. <ul style="list-style-type: none"> <li>• Tiger - Games Tigers Play 2, 3; My Family’s Duty to God</li> <li>• Wolf – Duty to God Footsteps; Running with the Pack 4</li> <li>• Bear – Fellowship and Duty to God</li> <li>• Webelos – Duty to God and You; Castaway 2c,d,e</li> <li>• Arrow of Light – Duty to God in Action; Castaway 2c,d,e</li> </ul> </li> <li>✓ Enter attendance</li> <li>✓ Turn in any needed documents into the district/council</li> <li>✓ Call, text, or e-mail 2 parents to share something positive about their scout. Make sure every scout has a positive comment before you return to these scouts.</li> </ul>

# Snowball Maze


Help the snowball roll from the beginning of the maze to the end.




# Answer Key

## Snowball Maze

Help the snowball roll from the beginning of the maze to the end.



START



END

Talk Time:

## Magic Words

Instructions: Lead the scouts in a discussion the “Magic Words” like please, thank you, and your welcome. Use the script below, however, the leader should be leading this discussion, not reading the script in front of the scouts. Be prepared!

### **Program Leader:**

This month we are going to focus on being reverent. When we are reverent, we are thoughtful and we have great respect. Part of having respect is by being courteous, appreciative, and kind. There are important words that tell someone that you are respectful. I call them magic words. I’m sure the Cub Scouts here already know these words.

What do we say when someone gives us something or does something for us? These are magic words.

*\* Allow the scouts to respond. Hopefully they say “Thank You”*

What do we say when we’ve requested something... and it starts with the letter “P”?

*\* Allow the scouts to respond. Hopefully they say “Please”*

What do we say when someone says, “Thank you” to us?

*\* Allow the scouts to respond. Hopefully they say “You’re welcome”, “My pleasure”, and/or “Any time.” Encourage any appropriate response.*

These are simple words but they are important. Do your best to add kind deeds to these magic words.

Let’s practice these “Magic Words” as we do our activities today and every day.

Activity:

## Make Up and Play a New Game

Instructions: Lead the group in the following discussion –

### Program Leader:

What are your favorite games to play with other people that are NOT electronic games? [Relay games, team games – baseball, kickball, etc, individual games – marbles, etc, thinking games, games using a ball, running games, etc]

*\* Allow the scouts to respond; encourage appropriate answers.*

Why do you like these kinds of games?

*\* Allow the scouts to respond; encourage appropriate answers.*

Instructions to Cub Scouts:

Today in small groups, you are going to make up your own game. You will need to decide what the rules will be and what you will need to play the game. Will you need a ball? How many people can play the game?

We have some paper and pencils here that you can use to write your ideas down.

Think about it – will it be a relay game or a type of catch or will it be something else? Once your group has decided on this new game, then you need to play the game!

At this point, divide the Cub Scouts into groups of 6-8 Cub Scouts and let them begin to create their new games. Pass out the paper, pencils, and ball to the Scouts as well.

Give the scouts 10 minutes to create and write the rules of the game.

Have the scouts play the games for 15 minutes.

The program leader should go from group to group to encourage the scouts, encourage them or reward them for using “Magic Words.”

Note: If Webelos Scouts want this requirement to count for the Castaway Elective Adventure, they will need to make sure that they write down their new game’s rules, give the game a name and teach it to someone else.

Closing:

## Reverent Closing

Program Leader:

As we finish our meeting today, let's together make the Cub Scout sign and say the Scout Law.

Everyone:

A Scout is trustworthy, loyal, helpful, friendly, courteous, kind, obedient, cheerful, thrifty, brave, clean and reverent.

Program Leader:

Today we're going to talk about the last word in the Scout Law. That word is "reverent." What does it mean to be reverent?

*\* Allow the scouts to respond; encourage appropriate responses. Make sure the scouts understand the following, "A Scout is reverent toward God. He is faithful in his religious duties. He respects the beliefs of others."*

When we talk about "reverence," we also talk about respect. Part of being reverent is respecting the way others believe and feel since they may not have the same beliefs about God that we might.

We can also have reverence towards the beauties of nature, about a place where something important happened in history and about people who have shown great leadership in service to others. We can feel reverence and respect about many things.

For home work, talk to your family about being reverent. Use these homework sheets to talk to your family and have them sign that you talked about it. Remember that "A Scout is reverent."

## Tiger Homework

Name: \_\_\_\_\_

Date: \_\_\_\_\_

### My Family's Duty to God Adventure:

Complete requirement 1 and at least two from requirements 2-4.

- \_\_\_\_ 1. With your adult partner, find out what duty to God means to your family.
- \_\_\_\_ 2. Find out what makes each member of your family special.
- \_\_\_\_ 3. With your family, make a project that shows your family's beliefs about God.
- \_\_\_\_ 4. Participate in a worship experience or activity with your family.

Adult Partner, please sign below after completing the requirements and return this paper to the Cub Scout meeting.

\_\_\_\_\_  
(Adult Partner's signature)

\_\_\_\_\_  
(Date)

## Tiger Homework

Name: \_\_\_\_\_

Date: \_\_\_\_\_

### My Family's Duty to God Adventure:

Complete requirement 1 and at least two from requirements 2-4.

- \_\_\_\_ 1. With your adult partner, find out what duty to God means to your family.
- \_\_\_\_ 2. Find out what makes each member of your family special.
- \_\_\_\_ 3. With your family, make a project that shows your family's beliefs about God.
- \_\_\_\_ 4. Participate in a worship experience or activity with your family.

Adult Partner, please sign below after completing the requirements and return this paper to the Cub Scout meeting.

\_\_\_\_\_  
(Adult Partner's signature)

\_\_\_\_\_  
(Date)

## Wolf Homework

Name: \_\_\_\_\_

Date: \_\_\_\_\_

### Duty to God Footsteps Adventure:

Complete requirements 1 and 2.

\_\_\_\_ 1. Do both of these:

- a. Visit a religious monument or site where people might show reverence.
- b. Create a visual display of your visit with your den or your family, and show how it made you feel reverent or helped you better understand your duty to God.

\_\_\_\_ 2. Complete 2a and at least two of requirements 2b-2d.

- a. Give two ideas on how you can practice your duty to God. Choose one, and do it for a week.
- a. Read a story about people or groups of people who came to America to enjoy religious freedom.
- b. Learn and sing a song that could be sung in reverence before or after meals or one that gives encouragement, reminds you of how to show reverence, or demonstrates your duty to God.
- c. Offer a prayer, meditation, or reflection with your family, den or pack.

Adult Partner, please sign below after completing the requirements and return this paper to the Cub Scout meeting.

\_\_\_\_\_  
(Adult Partner's signature)

\_\_\_\_\_  
(Date)

## Wolf Homework

Name: \_\_\_\_\_

Date: \_\_\_\_\_

### Duty to God Footsteps Adventure:

Complete requirements 1 and 2.

\_\_\_\_ 1. Do both of these:

- c. Visit a religious monument or site where people might show reverence.
- d. Create a visual display of your visit with your den or your family, and show how it made you feel reverent or helped you better understand your duty to God.

\_\_\_\_ 2. Complete 2a and at least two of requirements 2b-2d.

- b. Give two ideas on how you can practice your duty to God. Choose one, and do it for a week.
- d. Read a story about people or groups of people who came to America to enjoy religious freedom.
- e. Learn and sing a song that could be sung in reverence before or after meals or one that gives encouragement, reminds you of how to show reverence, or demonstrates your duty to God.
- f. Offer a prayer, meditation, or reflection with your family, den or pack.

Adult Partner, please sign below after completing the requirements and return this paper to the Cub Scout meeting.

\_\_\_\_\_  
(Adult Partner's signature)

\_\_\_\_\_  
(Date)



## Bear Homework

Name: \_\_\_\_\_

Date: \_\_\_\_\_

### Fellowship and Duty to God Adventure:

Do either requirements 1 OR requirement 2.

- \_\_\_\_ 1. Earn the religious emblem of your faith.
- \_\_\_\_ 2. Complete 2a and at least two of requirements 2b-2d.
  - a. Working with a parent or guardian, spiritual advisor or religious leader, provide service to help a place of worship or spiritual community, school, community organization, or chartered organization that puts into practice your ideals of duty to God and strengthens your fellowship with others.
  - b. Identify a person whose faith and duty to God you admire, and discuss this person with your family.
  - c. Make a list of things you can do to practice your duty to God as you are taught in your home or place of worship or spiritual community. Select two of the items and practice them for two weeks.
  - d. Attend a religious service, den or pack meeting worship service, or time of family reflection and discussion about your family's beliefs.

Adult Partner, please sign below after completing the requirements and return this paper to the Cub Scout meeting.

\_\_\_\_\_  
(Adult Partner's signature)

\_\_\_\_\_  
(Date)

## Bear Homework

Name: \_\_\_\_\_

Date: \_\_\_\_\_

### Fellowship and Duty to God Adventure:

Do either requirements 1 OR requirement 2.

- \_\_\_\_ 1. Earn the religious emblem of your faith.
- \_\_\_\_ 2. Complete 2a and at least two of requirements 2b-2d.
  - a. Working with a parent or guardian, spiritual advisor or religious leader, provide service to help a place of worship or spiritual community, school, community organization, or chartered organization that puts into practice your ideals of duty to God and strengthens your fellowship with others.
  - b. Identify a person whose faith and duty to God you admire, and discuss this person with your family.
  - c. Make a list of things you can do to practice your duty to God as you are taught in your home or place of worship or spiritual community. Select two of the items and practice them for two weeks.
  - d. Attend a religious service, den or pack meeting worship service, or time of family reflection and discussion about your family's beliefs.

Adult Partner, please sign below after completing the requirements and return this paper to the Cub Scout meeting.

\_\_\_\_\_  
(Adult Partner's signature)

\_\_\_\_\_  
(Date)

## Webelos Homework

Name: \_\_\_\_\_

Date: \_\_\_\_\_

### Duty to God and YOU Adventure:

Do either requirements 1 OR requirement 2.

\_\_\_\_ 1. Earn the religious emblem of your faith for Webelos Scouts, if you have not already done so.

\_\_\_\_ 2. Complete at least three requirements 2a-2d.

- a. Help plan, support, or actively participate in a service of worship or reflection. Show reverence during the service.
- b. Review with your family or den members what you have learned about your duty to God.
- c. Discuss with your family, family's faith leader, or other trusted adult how planning and participating in a service of worship or reflection helps you live your duty to God.
- d. List one thing that will bring you closer to doing your duty to God, and practice it for one month. Write down what you will do each day to remind you.

Adult Partner, please sign below after completing the requirements and return this paper to the Cub Scout meeting.

\_\_\_\_\_  
(Adult Partner's signature)

\_\_\_\_\_  
(Date)

## Webelos Homework

Name: \_\_\_\_\_

Date: \_\_\_\_\_

### Duty to God and YOU Adventure:

Do either requirements 1 OR requirement 2.

\_\_\_\_ 1. Earn the religious emblem of your faith for Webelos Scouts, if you have not already done so.

\_\_\_\_ 2. Complete at least three requirements 2a-2d.

- a. Help plan, support, or actively participate in a service of worship or reflection. Show reverence during the service.
- b. Review with your family or den members what you have learned about your duty to God.
- c. Discuss with your family, family's faith leader, or other trusted adult how planning and participating in a service of worship or reflection helps you live your duty to God.
- d. List one thing that will bring you closer to doing your duty to God, and practice it for one month. Write down what you will do each day to remind you.

Adult Partner, please sign below after completing the requirements and return this paper to the Cub Scout meeting.

\_\_\_\_\_  
(Adult Partner's signature)

\_\_\_\_\_  
(Date)

## Arrow of Light Homework

Name: \_\_\_\_\_

Date: \_\_\_\_\_

### Duty to God in Action Adventure:

Do either requirements 1 OR requirement 2.

\_\_\_\_ 1. Earn the religious emblem of your faith for Webelos Scouts, if you have not already done so.

\_\_\_\_ 2. Do requirement 2a and any two from requirements 2b-2e.

- a. With your parent, guardian, or religious or spiritual leader, discuss and make a plan to do two things you think will help you better do your duty to God. Do these things for a month.
- b. Discuss with your family how the Scout Oath and Scout Law relate to your beliefs about duty to God.
- c. For at least a month, pray or reverently meditate each day as taught by your family or faith community.
- d. Read at least two accounts of people in history who have done their duty to God. (This can include family members and ancestors.) List their names and how they showed their duty to God.
- e. Under the direction of your parent, guardian, or spiritual leader, do an act of service for someone in your family, neighborhood, or community. Talk about your service with your family and your Webelos den leader. Tell your family, den or den leader how it related to doing your duty to God.

Adult Partner, please sign below after completing the requirements and return this paper to the Cub Scout meeting.

\_\_\_\_\_  
(Adult Partner's signature)

\_\_\_\_\_  
(Date)

## Arrow of Light Homework

Name: \_\_\_\_\_

Date: \_\_\_\_\_

### Duty to God in Action Adventure:

Do either requirements 1 OR requirement 2.

\_\_\_\_ 1. Earn the religious emblem of your faith for Webelos Scouts, if you have not already done so.

\_\_\_\_ 2. Do requirement 2a and any two from requirements 2b-2e.

- a. With your parent, guardian, or religious or spiritual leader, discuss and make a plan to do two things you think will help you better do your duty to God. Do these things for a month.
- b. Discuss with your family how the Scout Oath and Scout Law relate to your beliefs about duty to God.
- c. For at least a month, pray or reverently meditate each day as taught by your family or faith community.
- d. Read at least two accounts of people in history who have done their duty to God. (This can include family members and ancestors.) List their names and how they showed their duty to God.
- e. Under the direction of your parent, guardian, or spiritual leader, do an act of service for someone in your family, neighborhood, or community. Talk about your service with your family and your Webelos den leader. Tell your family, den or den leader how it related to doing your duty to God.

Adult Partner, please sign below after completing the requirements and return this paper to the Cub Scout meeting.

\_\_\_\_\_  
(Adult Partner's signature)

\_\_\_\_\_  
(Date)