

Take a Hike
Session 2

Preparation and Materials needed	<ul style="list-style-type: none"> ✓ Materials needed for this session: <ul style="list-style-type: none"> • Urban Animals sheet for every Scout • Crayons, markers, or color pencils • Native Mammals, Birds, Insects, Snakes, and Trees cards (1 set for each 4 scout) • Divider sheet (1 per 4 scouts) • Tiger Homework (1 per 2 Tiger) • Wolf Homework (1 per Wolf) • Bear Homework (1 per 2 Bears) ✓ Set up the room to give the scouts space to write and an area to act out a skit. ✓ Have the attendance sheet out and ready ✓ Review the session to be prepared to lead the discussion. Do not read it to the scouts, be prepared ahead of time to smoothly lead the session.
Gathering	Urban Animals worksheet
Opening	<ul style="list-style-type: none"> ✓ Pick 2 scouts to hold the flag, 1 scout to lead the Oath, and 1 scout to lead the Law. ✓ Ensure all of the scouts are focused and ready to begin
Talk Time	Outdoor Code and No Trace Urban discussion
Activity	Indiana mammals, birds, trees, insects, snakes, & poisonous plants Divide the items and have discussion Skit about things the scout do not want to be around
Closing	<ul style="list-style-type: none"> ✓ Point out positive behaviors and activities shown during this session. ✓ Tell the scouts what next session will be. ✓ Have the scouts clean up the room ✓ Homework for Tigers, Wolves, and Bears
After the meeting	<ul style="list-style-type: none"> ✓ Enter the advancements per rank. <ul style="list-style-type: none"> • Tiger – Tigers in the Woods 3a, 3b, 4, 5, & 6 • Wolf – Paws on the Path 5 & 7 • Bear – Fur, Feathers, and Ferns 4 • Webelos – Webelos Walkabout 3 & 5 • Arrow of Light – None ✓ Enter attendance ✓ Turn in any needed documents into the district/council ✓ Call, text, or e-mail 2 parents to share something positive about their scout. Make sure every scout has a positive comment before you return to these scouts. ✓ Remind the Adult Partner the scouts will be doing an urban hike at session 4 and all of the After School Scouts and Families are invited to a family Scavenger Hunt Hike. Scouts will have to participate to meet all of the requirements for the current adventures.

Urban Animals




Chipmunk

Look out in your backyard or in a nearby park and you will see animals that live happily alongside humans. These animals have adapted their behavior, what they eat, and where they sleep, so they can thrive in urban areas. Some even depend on humans for their survival.



WORD SEARCH

Words may be horizontal, vertical, backwards, or diagonal



- Crow
- Seagull
- Pigeon
- Raccoon
- Squirrel
- Opossum
- Mallard
- House Finch
- Skunk
- Fox
- House Mouse
- Rat

FUN FACTS

When an opossum is afraid, it will "play dead" until it feels safe.

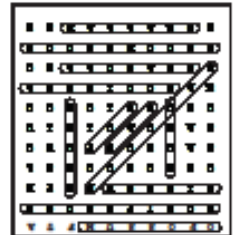
...

In the summer and spring, squirrels and chipmunks hide food for the winter.

...


A rat's teeth never stop growing.

Word Search Answer



URBAN ANIMAL MATCH UP

Draw a line from the urban animal to its name.



- Squirrel
- Raccoon
- Crow
- House Sparrow
- Duck

Color the Opossum



Talk Time:

Outdoor Code and Leave no Trace Pledge reminder and Urban settings

** Bring out the code and pledge the scouts signed at the last session.*

Pick a scout to read the code and pledge out loud for everyone to hear. Ask the scouts if the outdoor code and leave no trace pledge is only when they are camping or hiking in the woods or should they use the code and pledge in the city as well.

Allow the scouts to respond and encourage any positive responses.

The outdoor code and the pledge is for any time a scouts leaves their house.

Go point by point of the code and pledge and ask how this is done in the city. Encourage the scouts to respond positively.

Point out in the city there are sidewalks for the right path, trash cans to stop people from littering, people can recycle, only have fires in fire places or fire rings, leave city animals alone, and noise ordinances to be kind to other visitors/residents.

Review the scout's homework from session 1. All of the adult partners should have reviewed the code and pledge with the scouts.

Activity:

Animals, plants, snakes, and insects of Indiana

Divide the scouts into groups of four. Give each group a set of Indiana animals, plants, snakes, and insects. These are native plants, mammals, birds, snakes, and insects.


** Ask the scouts "what does it mean that these things are "native" to Indiana?"*

Definition: A "Native" plant, animal, insect, or bird evolved or developed in an area without influence of humans. For examples domestic Dogs and Cats are not native to Indiana because humans brought them to Indiana.

Give the scouts the sheet to divide the cards into 4 groups:

- 1) What we want to see again
- 2) What we do not want to see again
- 3) What we hope to see &
- 4) What we hope to never see.

Let the scouts share what they have seen and not seen. Pick out several items and ask the scouts to share their experience with these things.



What we want
to see again!

What we DO
NOT want to
see again!

What we hope
to see!

What we hope
to NEVER see!

Skit:

Have each group make a skit to show what they would do if they met one of the things they did not want to see. One boy has to be the thing and the others have to act out what they would do. The rest of the group has to guess what they saw or interacted with.

For example, one scout could be a “Timber Rattle Snake” by laying on the ground and make rattle sounds. The other three scouts can run away or get bit. The rest of the group has to guess the boy on the ground was the rattle snake.

In another group one scout could put his arm out like a plant and the other three walk past him and the part that touch him start itching...The group has to guess that the scout was “poison ivy”

Closing:

Point out positive behavior you saw today. Thank the scouts for sharing. Next session we will be figuring out what clothes we should wear for a hike, learn a hiking song, and plan a hike in the neighborhood. So, this week look around and see what mammals, plants, insects, birds, and maybe even snakes we will see on our neighborhood hike.

Give out the homework for the Tigers, Wolves, & Bears.

Tiger Homework

Scout's Name: _____ Date: _____

Dear Adult Partner,

Please help your Tiger Scout to complete this Tigers in the Wild requirement:

6. Find two different trees and two different types of plants that grow in your area.

If you have the Tiger Handbook, write their names in it and bring it back to the next meeting. If you do not have a Tiger Handbook, write the names below and bring this form back to the next meeting.

Two different trees: 1. 2.
--

Two different types of plants: 1. 2.
--

(Adult Partner's signature)

(Date)

Tiger Homework

Scout's Name: _____ Date: _____

Dear Adult Partner,

Please help your Tiger Scout to complete this Tigers in the Wild requirement:

6. Find two different trees and two different types of plants that grow in your area.

If you have the Tiger Handbook, write their names in it and bring it back to the next meeting. If you do not have a Tiger Handbook, write the names below and bring this form back to the next meeting.

Two different trees: 1. 2.
--

Two different types of plants: 1. 2.
--

(Adult Partner's signature)

(Date)

Wolf Homework

Scout's Name: _____ Date: _____

Dear Adult Partner,

Please help your Wolf Scout to complete this Paws on the Path requirement:

7. Name two birds, two insects, and two other animals that live in your area. Explain how you identified them.

Two Birds	
1.	
2.	
Two Insects	
1.	
2.	
Two Other Animals	
1.	
2.	

(Adult Partner's signature)

(Date)

Return this to the next Cub Scout meeting.

Bear Homework

Scout's Name: _____ Date: _____

Dear Adult Partner,

Please help your Bear Scout to complete this Fur, Feathers, and Ferns requirement and return this paper at the next Cub Scout meeting:

4. Observe wildlife from a distance. Describe what you saw.

What was the wildlife?:
Where was it?:
Do you think it is young or old?:
Do you think it is native to Indiana and why?:
Describe what you saw.:

(Adult Partner's signature)

(Date)

Bear Homework

Scout's Name: _____ Date: _____

Dear Adult Partner,

Please help your Bear Scout to complete this Fur, Feathers, and Ferns requirement and return this paper at the next Cub Scout meeting:

4. Observe wildlife from a distance. Describe what you saw.

What was the wildlife?:
Where was it?:
Do you think it is young or old?:
Do you think it is native to Indiana and why?:
Describe what you saw.:

(Adult Partner's signature)

(Date)