

Modern Communication

EMOJI

Write the name of the EMOJI FACES according to the definitions:



















U200D 263A FE0F 200D 2642 FE0F











What Does My Body Say?

People often tell each other things without using their mouths to speak. One way they can do this is by talking with their hands or bodies.

Can you match the gesture with the meaning? Draw a line from the picture to the words that go with it.

“Good Job!”



“I don’t know.”



“Hi” or “Bye”



“Stop.”



“Look at this!”



“Shh. Quiet.”



American Sign Language Cub Scout Motto



Cub Scout



Motto



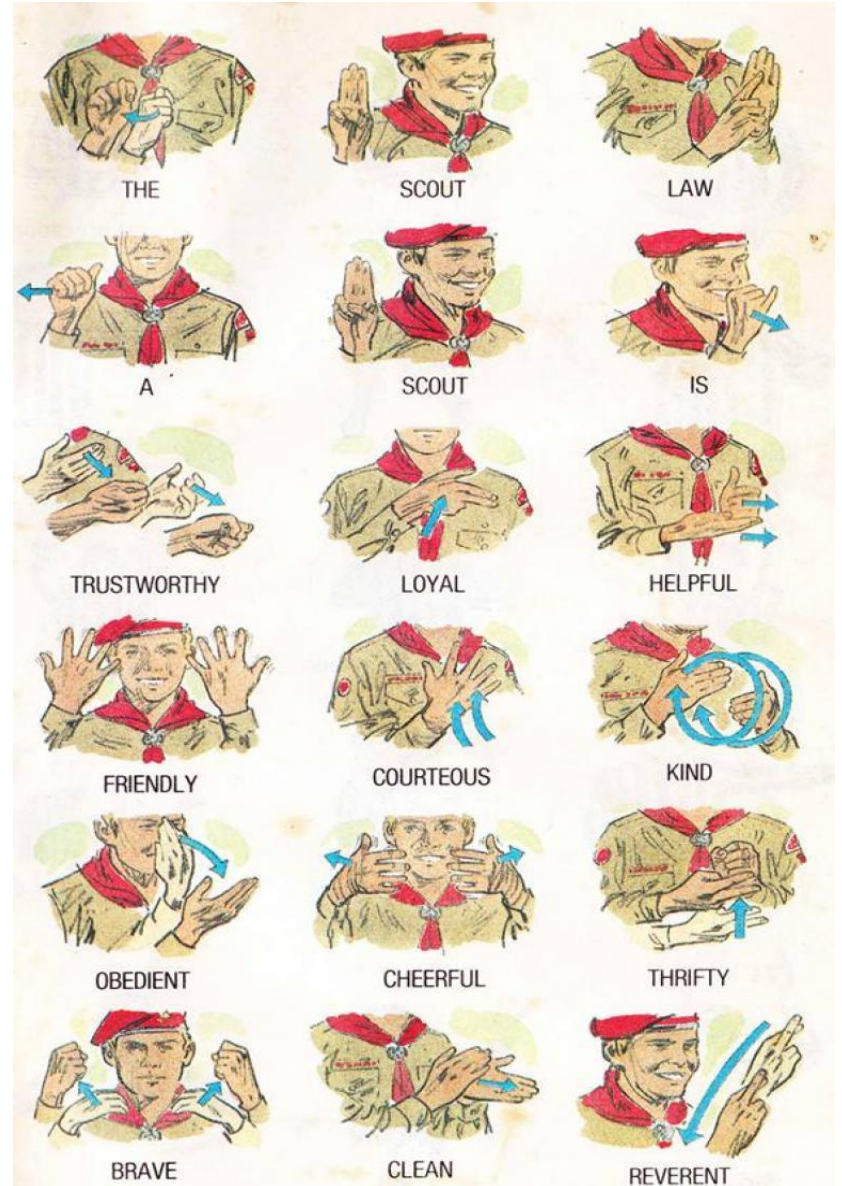
Do



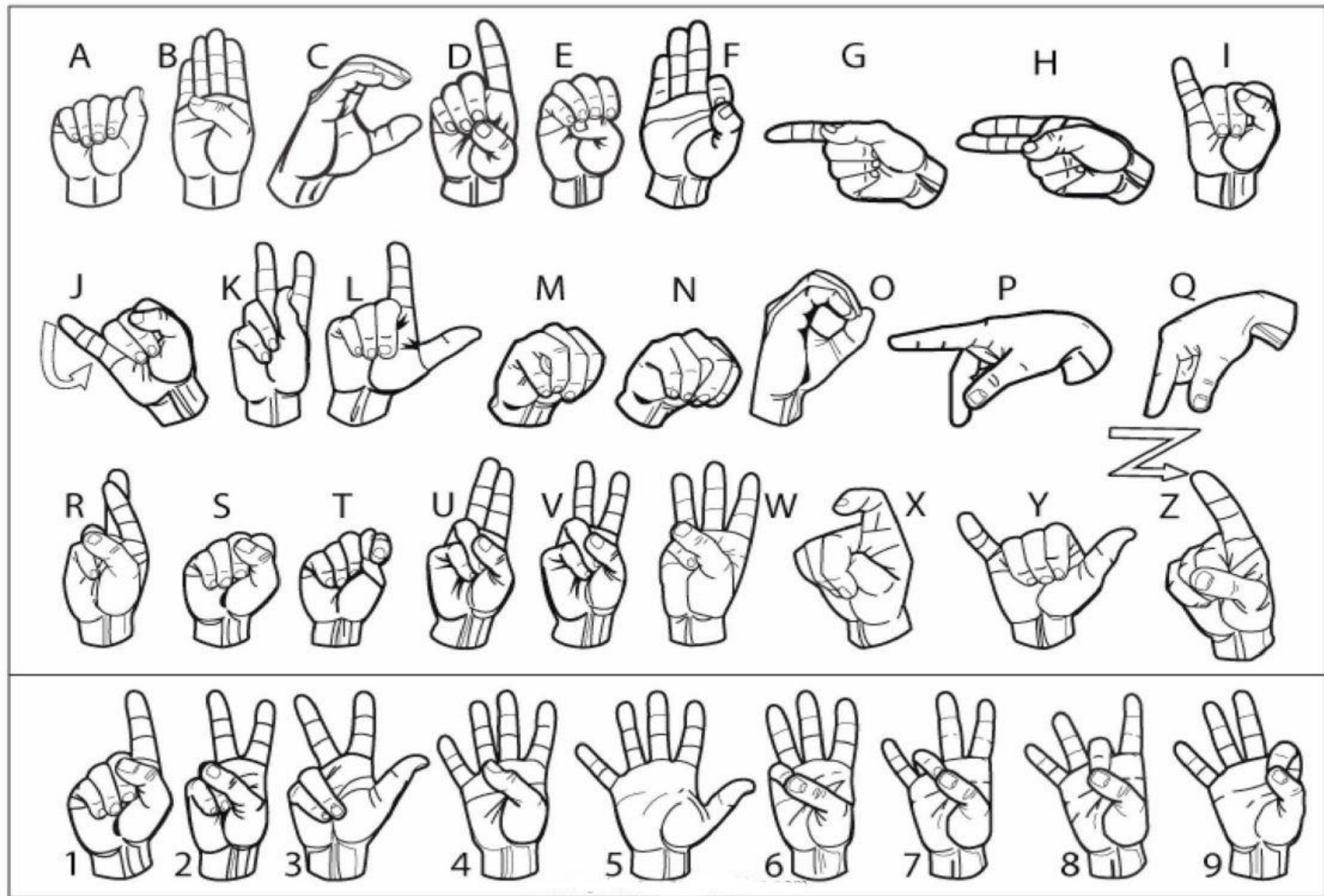
Your



Best



American Sign Language Alphabet and numbers




Please Join Us to our Faux Campfire Program

We worked really hard to create our own campfire program. This is a Cub Scout Talent Show. Please join us so we can perform it for you!

Date: _____

Time: _____

Location: _____



Please Join Us to our Faux Campfire Program

We worked really hard to create our own campfire program. This is a Cub Scout Talent Show. Please join us so we can perform it for you!

Date: _____

Time: _____

Location: _____



String Telephone

Make your own String Telephone



1. Use the paper clip to punch a small hole in center of the bottom of each cup.
2. Thread one end of string through the bottom of each cup.
3. Place the paperclip in the bottom of each cup and tie the loose end of the string around it (the clip is just here to keep the string from slipping through the bottom of the cup).
4. Give one cup to a partner and hold one yourself.
5. Walk slowly apart until the string connecting the cups is straight and tight.
6. Put your cup over your ear and have your partner talk into his or her cup (keep the conversation relatively quiet if you are standing close to one another, but be sure to talk louder than a whisper).

String Telephone

Make your own String Telephone



1. Use the paper clip to punch a small hole in center of the bottom of each cup.
2. Thread one end of string through the bottom of each cup.
3. Place the paperclip in the bottom of each cup and tie the loose end of the string around it (the clip is just here to keep the string from slipping through the bottom of the cup).
4. Give one cup to a partner and hold one yourself.
5. Walk slowly apart until the string connecting the cups is straight and tight.
6. Put your cup over your ear and have your partner talk into his or her cup (keep the conversation relatively quiet if you are standing close to one another, but be sure to talk louder than a whisper).

Scout Law Netiquette

When online, a Scout is:

Trustworthy:

Loyal:

Helpful:

Friendly:

Courteous:

Kind:

Obedient:

Cheerful:

Thrifty:

Brave:

Clean:

Reverent:

