

## **Lion Homework**

Lions are learning to reuse, reduce, and recycle to responsibly use energy. Please help your lion to choose two energy saving projects to practice in your home for two weeks. Please write down what the Lion will be doing and send this form back to the leader at the next meeting.

Animal Kingdom #3: Choose two energy saving projects to practice in your home for two weeks.

The projects are:

1.

2.

Partnering Adult Signature: \_\_\_\_\_ Date: \_\_\_\_\_

## **Lion Homework**

Lions are learning to reuse, reduce, and recycle to responsibly use energy. Please help your lion to choose two energy saving projects to practice in your home for two weeks. Please write down what the Lion will be doing and send this form back to the leader at the next meeting.

Animal Kingdom #3: Choose two energy saving projects to practice in your home for two weeks.

The projects are:

1.

2.

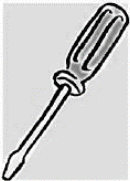
Partnering Adult Signature: \_\_\_\_\_ Date: \_\_\_\_\_

## Bear Homework

# What's in the tool shed?

Label these things found in the shed:

hammer - saw - screwdriver - pliers - tape measure - file - adjustable spanner - work bench - anvil - spanner - bolt - nut - square - power saw - nails - electric drill - shelves



1 .....



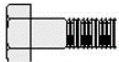
2 .....



3 .....



4 .....



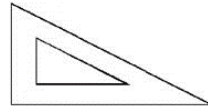
5 .....



6 .....



7 .....



8 .....



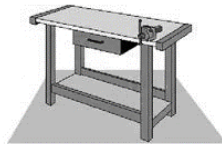
9 .....



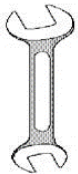
10 .....



11 .....



12 .....



13 .....



14 .....



15 .....



16 .....



17 .....

Bears should learn about tools. The requirements for the Baloo the Builder Bear the Bears should work with their Adult Partner to do the following:

1. Discover which hand tools are the best ones to have in your tool box. Learn the rules for using these tools safely. Practice with at least four of these tools before beginning a project.
2. Learn the steps of planning a building project and how to read the instructions or drawings.
3. Select and build one useful project and one fun project using wood.
4. Learn how to finish a wood project

Partnering Adult Signature: \_\_\_\_\_

Date: \_\_\_\_\_

## WEBELOS and Arrow of Light Homework

# What's in the tool shed?

Label these things found in the shed:

hammer - saw - screwdriver - pliers - tape measure - file - adjustable spanner - work bench - anvil - spanner - bolt - nut - square - power saw - nails - electric drill - shelves



1.....



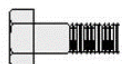
2.....



3.....



4.....



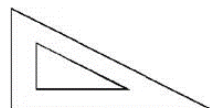
5.....




6.....



7.....



8.....



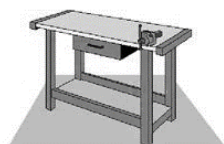
9.....



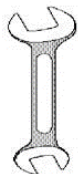
10.....



11.....



12.....



13.....



14.....



15.....



16.....



17.....

WEBELOS get the opportunity to earn their Build It belt loop. Everything needs to be done at home with their partnering adult. Complete the following requirements and bring this back to the leader to verify everything has been completed.

### Requirements for the Build It Webelos/AOL Adventure

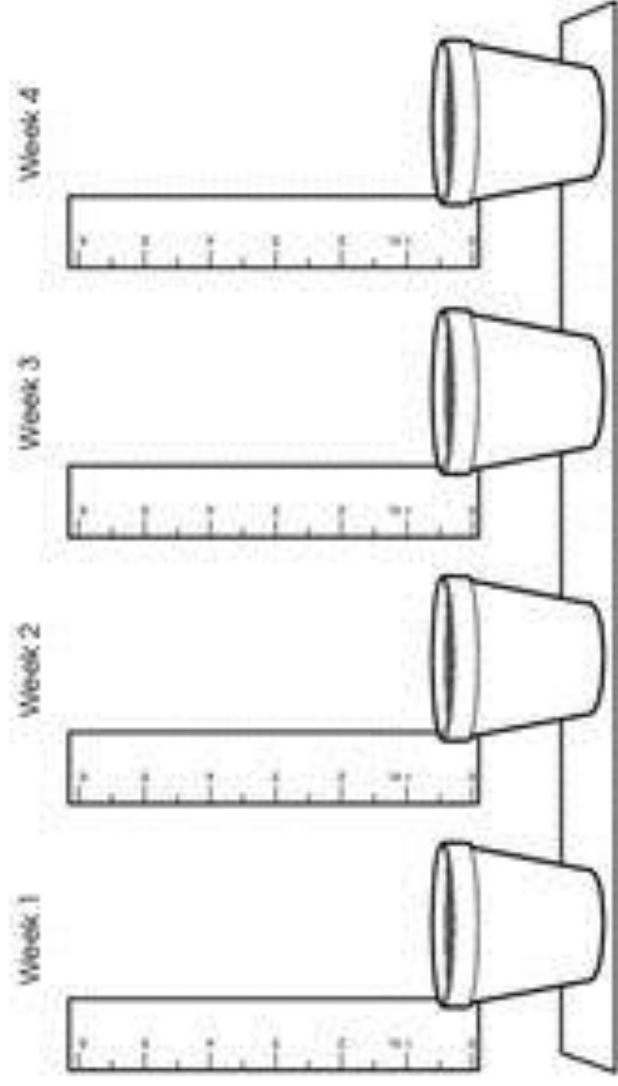
1. Learn about some basic tools and the proper use of each tool. Learn about and understand the need for safety when you work with tools.
2. With the guidance of your Webelos den leader, parent, or guardian, select a carpentry project and build it.
3. List the tools that you use safely as you build your project; create a list of materials needed to build your project.
4. Put a check mark next to the tools on your list that you used for the first time.
5. Learn about a construction career. With your Webelos den leader, parent, or guardian, visit a construction site, and interview someone working in a construction career.

Partnering Adult Signature: \_\_\_\_\_

Date: \_\_\_\_\_

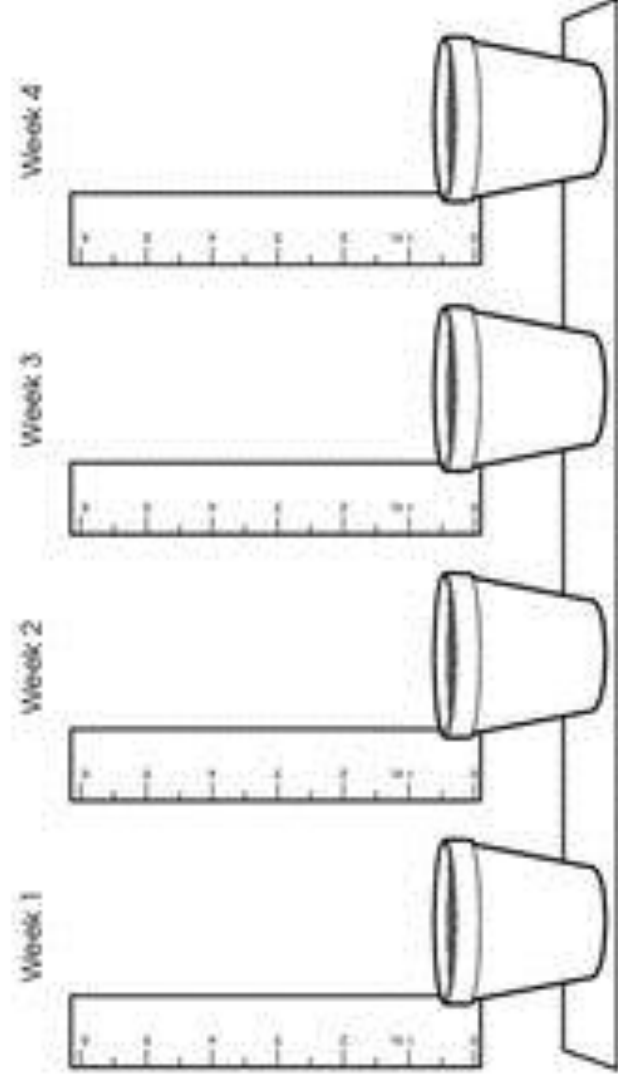
Name \_\_\_\_\_ Class \_\_\_\_\_

### Grow, Grow, Grow!



Name \_\_\_\_\_ Class \_\_\_\_\_

### Grow, Grow, Grow!



## Let's Recycle Sorting Game



©Lakeshore

[www.lakeshorelearning.com](http://www.lakeshorelearning.com)

Cut all of the piece for the recycle relay game before the meeting

